

APEXA® GW



Features

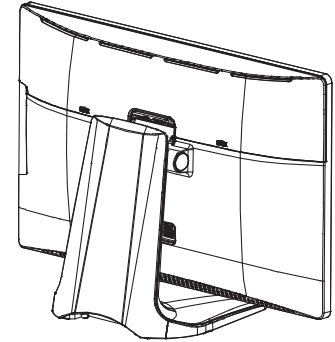
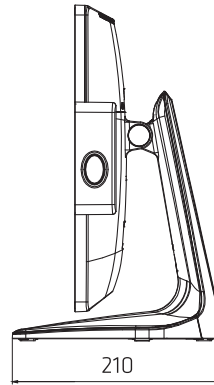
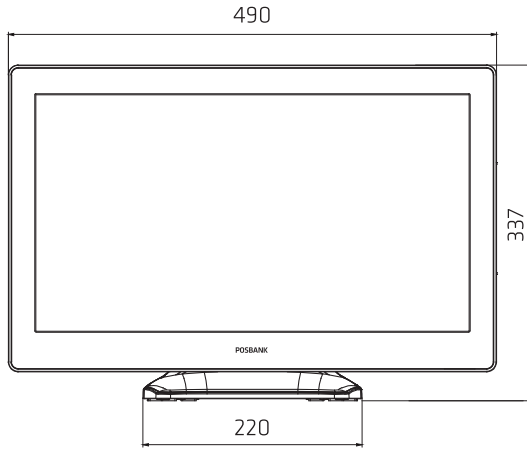
- Intel® High-Performance Processors
- 19.5" Bezel-Free True-Flat Wide Display with PCAP Touch
- Ideal for Staff or Customer-Facing Applications in Retail and Hospitality Environments
- Multiple I/O Interfaces for Peripherals
- Designed for Countertop or Wall-Mount Solutions
- Spill and Dust Resistant
- Faster Installation and Serviceability

Specifications

System	Processors	Intel® Core™ i5-7200U (3M Cache, 2.50/3.10 GHz(Turbo), 2 Cores) Intel® Core™ i3-7100U (3M Cache, 2.40 GHz, 2 Cores) Intel® Pentium® 4415U (2M Cache, 2.30 GHz, 2 Cores) Intel® Celeron® 3965U (2M Cache, 2.20 GHz, 2 Cores) Intel® Celeron® J1900 (2M Cache, 2.0/2.42 GHz(Burst), 4 Cores), Fanless Intel® Celeron® J3455 (2M Cache, up to 2.3 GHz, 4 Cores), Fanless			
	Chipset	7200U/7100U/4415U/3965U	Intel® Kaby Lake	J1900 Intel® Bay Trail	J3455 Intel® Apollo Lake
	Memory	7200U/7100U/4415U/3965U J1900/J3455	4GB Standard, DDR4 2133 MT/s, Socket 1 x SODIMM (Max. 16GB) 4GB Standard, DDR3L 1600 MT/s, Socket 1 x SODIMM		
	Storage	7200U/7100U/4415U/3965U J1900/J3455	SATA 3 (6Gb/s) 2.5 inch SSD 64GB, Support AHCI SATA 2 (3Gb/s) 2.5 inch SSD 64GB, Support AHCI		
	Operating Systems	7200U/7100U/4415U/3965U/J3455 J1900	Windows 10 IoT Enterprise Windows 7, Windows 8.1, Windows 10 IoT Enterprise, POS Ready 7		
Display	Audio	HD Audio Codec			
	Type	19.5" TFT LCD, LED Backlight			
	Resolution	1600 x 900			
	Brightness	250 cd/m ² (typ.)			
	Touchscreen	Projective Capacitive Touch			
Interface	Display	1 x VGA (With Power Output)			
	USB	7200U/7100U/4415U/3965U/J3455 J1900	6 (Rear 2, Back 4, USB 3.0 x 2, USB 2.0 x 4) 3 (Reserved for MSR, SCR, i-Button/Touch Controller/Camera), RJ-45 6 (Rear 2, Back 4, USB 2.0 x 6) 3 (Reserved for MSR, SCR, i-Button/Touch Controller/Camera), RJ-45		
	Serial	6 (COM1 with 5V/12V Power Output on 9 Pins, BIOS) (COM2~3 RJ-45, Full Signal) (COM4 RJ-11, Only TX/RX, 12V Power Output, Reserved for CDP) (COM5 Reserved for Cash Drawer Port) (COM6 RJ-45, Only TX/RX, 5V Power Output, Reserved for MSR)			
	LAN	1 x Gigabit Ethernet, RJ-45			
	Audio	1 x Line-out			
Power	Power DC-IN	7200U/7100U/4415U/3965U	1 x (3 Pin DIN Jack)	J1900/J3455 1 x (4 Pin DIN Jack)	
	Extension Slot	7200U/7100U/4415U/3965U	Mini PCIe, m-SATA		
	Power Supply	7200U/7100U/4415U/3965U J1900/J3455	Adaptor 24V, 2.5A (3Pin DIN Plug) / 24V, 6.35A(Powered USB Option) Adaptor 12V, 5A (4Pin DIN Plug)		
	Operating Temperature	0 °C ~ 60 °C at 10% to 90% Humidity			
	Storage Temperature	-20 °C ~ 80 °C at 10% to 90% Humidity			
Physical & Environmental	Dimensions (W x H x D)	490 x 337 x 210 (mm), 19.3 x 13.3 x 8.2 (in)			
	Packing Dimensions (W x H x D)	640 x 465 x 300 (mm), 25.2 x 18.3 x 11.8 (in)			
	Net Weight	9,000g, 19.8lbs			
	Packing Weight	10,200g, 22.5lbs			
	Certification	CE, FCC, KC (TBD), CB (TBD), CCC (TBD)			
	Color	Matte Dark Grey, High Gloss White			
Options & Peripherals	2nd Displays	9.7", 12.1", 15" LCD Display, 1024 x 768, Optional Touchscreen			
	Customer Display	VFD, 20 Columns x 2 Lines			
	I/O Expansion	7200U/7100U/4415U/3965U J1900/J3455	1 x COM5 (RJ-45 8 Pins) (Factory Option) 1 x Cash Drawer Port (RJ-11 6 Pins) (Factory Option) 1 x Powered USB (24V) 1 x COM5 (RJ-45 8 Pins) (Factory Option) 1 x Cash Drawer Port (RJ-11 6 Pins) (Factory Option)		
	Storage	2.5 inch SSD 128GB, HDD 500GB, 1TB			
	Magnetic Stripe Reader	Comply with ISO 7811, Support 1 & 2 & 3 Track			
	Smart Card Reader	EMV Level 1, 2 (TBD)			
	Dallas	Dallas i-button Reader (TBD)			
	Fingerprint	Yes			
	Wall Mount Kit	VESA-Compatible, 75 x 75 (mm), 100 x 100 (mm)			
	Serial Conversion Cable	RJ-45 to D-sub 9			
Speaker	2 x 0.8W (Stereo) (Factory Option)				
WiFi	7200U/7100U/4415U/3965U J1900/J3455	USB to WiFi Module (Factory Option), Mini PCIe for Wireless LAN USB to WiFi Module (Factory Option)			

Dimensions

Unit : mm



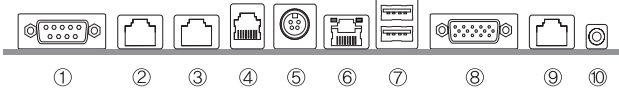
I/O Interfaces

IT8786E



- ① COM 1
- ② COM 2
- ③ COM 3
- ④ COM 4
- ⑤ Power Connector / 24V
- ⑥ LAN
- ⑦ USB 3.0 x 2
- ⑧ VGA
- ⑨ MSR
- ⑩ AUDIO OUT

J19



- ① COM 1
- ② COM 2
- ③ COM 3
- ④ COM 4
- ⑤ Power Connector / 12V
- ⑥ LAN
- ⑦ USB 2.0 x 2
- ⑧ VGA
- ⑨ MSR
- ⑩ AUDIO OUT

Ordering Information

Part No.	Description
APEXA GW (G)	Intel Celeron J1900 Quad-Core, DDR3 4GB, SSD 64GB, 19.5" P-CAP Touch, Dark Grey, No O/S
APEXA GW_P (G)	Intel Pentium 4405U, DDR4 4GB, SSD 64GB, 19.5" P-CAP Touch, Dark Grey, No O/S
APEXA GW_P (G)	Intel Core i5-6200U, DDR4 4GB, SSD 64GB, 19.5" P-CAP Touch, Dark Grey, No O/S
IPO-MS 237 M_GW (G)	MSR, Dark Grey
APEXA_9.7 (G)	9.7" 2nd Display, Dark Grey, No Touch
APEXA_12.1 (D/G)	12.1" 2nd Display, Dark Grey, No Touch
APEXA_15 (D/G)	15" 2nd Display, Dark Grey, No Touch
APEXA_CDP (G)	Customer Display(VFD), Dark Grey
AXP-06 BRACKET_WALL MOUNT	Wall Mount

Peripherals



2nd Display
• 9.7", 12.1", 15" LCD



Customer Display
• VFD (2 Line x 20 Characters)



Card Reader
• MSR, SCR